

GSDZTCMM5ZXXX Series

Surface Mount Zener Voltage Regulators

Product Description

Zener Voltage Regulators 200mW

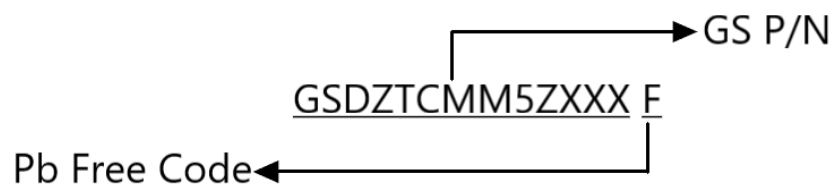
Features

- Wide Zener Voltage Range Selection, 2.0V to 75V
- Flat Lead SOD-523 Small Outline Plastic Package
- Extremely Small SOD-523 Package
- Surface Device Type Mounting
- RoHS Compliant
- Green EMC
- Matte Tin(Sn) Lead Finish
- Band Indicates Cathode

Packages & Electrical Symbol



Ordering Information



Part Number	Package	Quantity
GSDZTCMM5ZXXXF	SOD-523	3,000 PCS

Absolute Maximum Ratings

(T_A=25°C Unless Otherwise Noted)

Symbol	Conditions	Value	Unit
P _D	Power Dissipation	200	mW
T _{OPR}	Operating Temperature Range	-55 to +150	°C
T _{STG}	Storage Temperature Range	-55 to +150	°C

These ratings are limiting values above which the serviceability of the diode may be impaired.

Electrical Characteristics (T_A=25°C Unless Otherwise Noted)

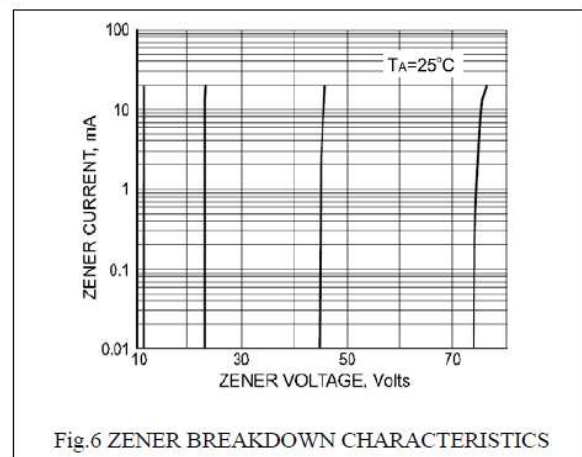
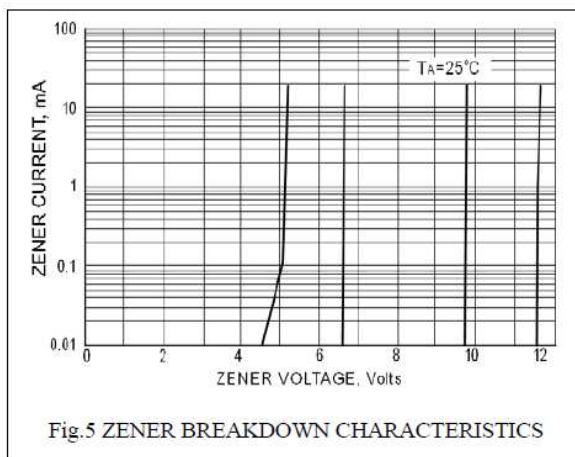
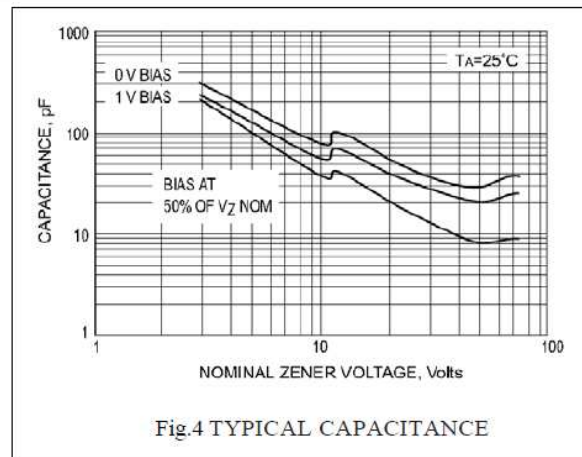
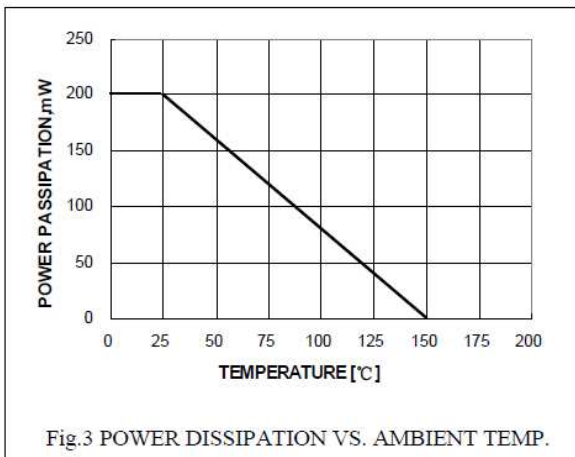
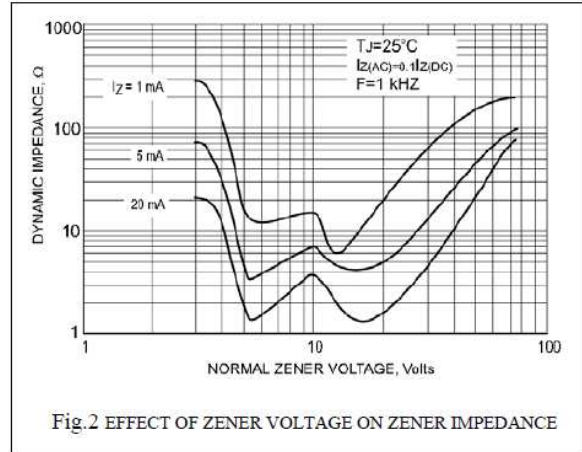
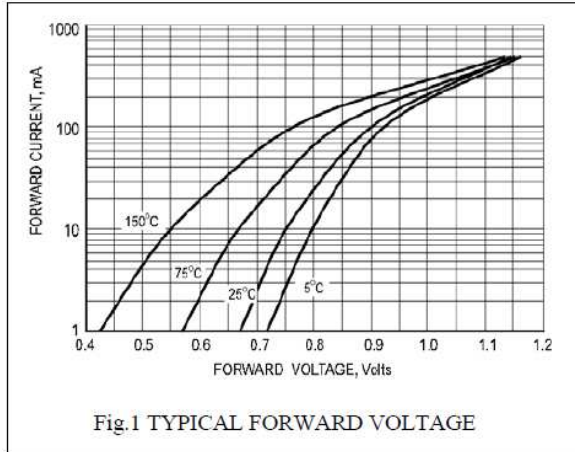
Device Type	Device Marking	V _Z (V)			Z _{ZT} @ I _{ZT} Max		Z _{ZK} @ I _{ZK} Max		I _R @ V _R Max	
		Min	Nom	Max	Ω	mA	Ω	mA	uA	V
GSDZTCMM5Z2V0	5±	1.90	2.0	2.1	100	5	564	1	120	0.5
GSDZTCMM5Z2V2	5⊥	2.09	2.2	2.31	100	5	564	1	120	0.7
GSDZTCMM5Z2V4	50	2.2	2.4	2.6	100	5	1000	1	50	1
GSDZTCMM5Z2V7	51	2.5	2.7	2.9	100	5	1000	1	20	1
GSDZTCMM5Z3V0	52	2.8	3.0	3.2	100	5	1000	1	10	1
GSDZTCMM5Z3V3	53	3.1	3.3	3.5	95	5	1000	1	5	1
GSDZTCMM5Z3V6	54	3.4	3.6	3.8	90	5	1000	1	5	1
GSDZTCMM5Z3V9	55	3.7	3.9	4.1	90	5	1000	1	3	1
GSDZTCMM5Z4V3	56	4.0	4.3	4.6	90	5	1000	1	3	1
GSDZTCMM5Z4V7	57	4.4	4.7	5.0	80	5	800	1	3	2
GSDZTCMM5Z5V1	58	4.8	5.1	5.4	60	5	500	1	2	2
GSDZTCMM5Z5V6	59	5.2	5.6	6.0	40	5	200	1	1	2
GSDZTCMM5Z6V2	5A	5.8	6.2	6.6	10	5	100	1	3	4
GSDZTCMM5Z6V8	5B	6.4	6.8	7.2	15	5	160	1	2	4
GSDZTCMM5Z7V5	5C	7.0	7.5	7.9	15	5	160	1	1	5
GSDZTCMM5Z8V2	5D	7.7	8.2	8.7	15	5	160	1	0.7	5
GSDZTCMM5Z9V1	5E	8.5	9.1	9.6	15	5	160	1	0.2	7
GSDZTCMM5Z10V	5F	9.4	10	10.6	20	5	160	1	0.1	8
GSDZTCMM5Z11V	5G	10.4	11	11.6	20	5	160	1	0.1	8
GSDZTCMM5Z12V	5H	11.4	12	12.7	25	5	80	1	0.1	8
GSDZTCMM5Z13V	5J	12.4	13	14.1	30	5	80	1	0.1	8
GSDZTCMM5Z15V	5K	14.3	15	15.8	30	5	80	1	0.05	10.5
GSDZTCMM5Z16V	5L	15.3	16	17.1	40	5	80	1	0.05	11.2
GSDZTCMM5Z18V	5M	16.8	18	19.1	45	5	80	1	0.05	12.6
GSDZTCMM5Z20V	5N	18.8	20	21.2	55	5	100	1	0.05	14
GSDZTCMM5Z22V	5P	20.8	22	23.3	55	5	100	1	0.05	15.4
GSDZTCMM5Z24V	5R	22.8	24	25.6	70	5	120	1	0.05	16.8
GSDZTCMM5Z27V	5S	25.1	27	28.9	80	2	300	0.5	0.05	18.9
GSDZTCMM5Z30V	5T	28	30	32	80	2	300	0.5	0.05	21
GSDZTCMM5Z33V	5U	31	33	35	80	2	300	0.5	0.05	23.2
GSDZTCMM5Z36V	5V	34	36	38	90	2	500	0.5	0.05	25.2
GSDZTCMM5Z39V	5W	37	39	41	130	2	500	0.5	0.05	27.3
GSDZTCMM5Z43V	5X	40	43	46	150	2	500	0.5	0.05	30.1
GSDZTCMM5Z47V	5Y	44	47	50	170	2	500	0.5	0.05	32.9
GSDZTCMM5Z51V	5-	48	51	54	180	2	500	0.5	0.05	35.7
GSDZTCMM5Z56V	5=	52	56	60	200	2	500	0.5	0.05	39.2
GSDZTCMM5Z62V	5≡	58	62	66	215	2	500	0.5	0.05	43.4
GSDZTCMM5Z68V	5>	64	68	72	240	2	500	0.5	0.05	47.6
GSDZTCMM5Z75V	5<	70	75	79	255	2	500	0.5	0.05	52.5

VF Forward Voltage = 1V Maximum @ IF = 10 mA for all types

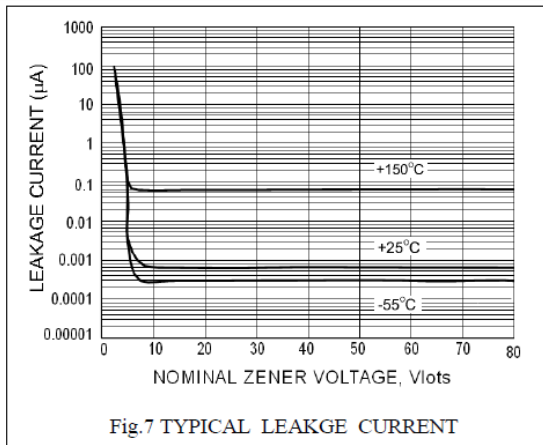
Note:

1. The Zener Voltage (V_z) is tested under pulse condition of 10mS
2. For detailed information on price, availability and delivery of nominal Zener voltage between the voltages between the voltages shown and tighter voltage tolerances, contract your nearest GS representative.
3. The Zener impedance is derived from the 60-cycle ac voltage, which results when an ac current having an rms value equal to 10% of the dc Zener current (I_{ZT} or I_{ZK}) is superimposed to I_{ZT} or I_{ZK} .

Typical Characteristics

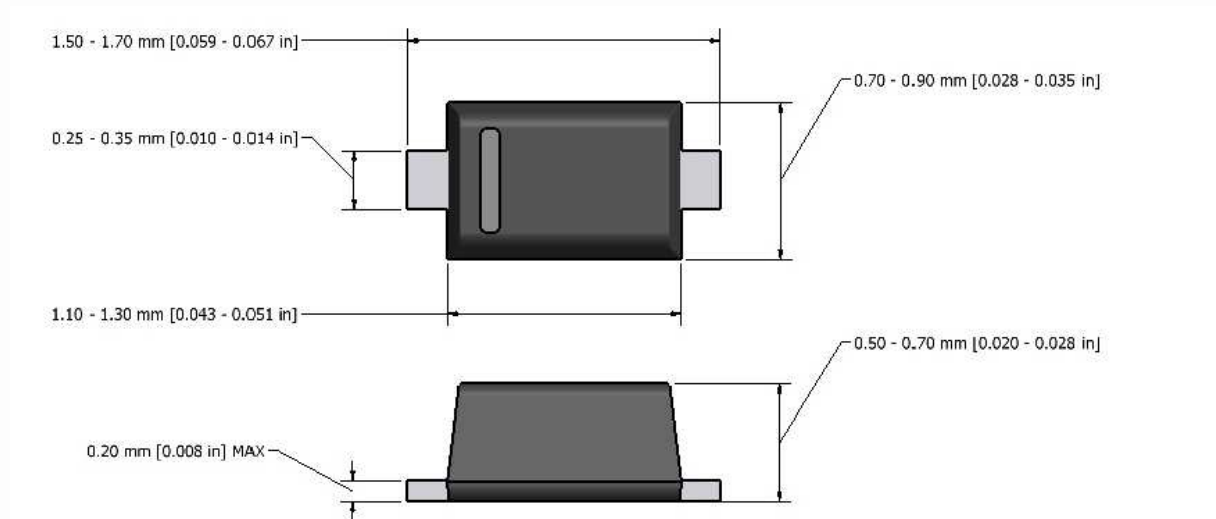


Typical Characteristics(Continue)



Package Dimension

SOD-523









NOTES: Dimensions are exclusive of Burrs, Mold Flash & Tie Bar extrusions.

NOTICE

Information furnished is believed to be accurate and reliable. However Globaltech Semiconductor assumes no responsibility for the consequences of use of such information nor for any infringement of patents or other rights of third parties, which may result from its use. No license is granted by implication or otherwise under any patent or patent rights of Globaltech Semiconductor. Specifications mentioned in this publication are subject to change without notice. This publication supersedes and replaces all information without express written approval of Globaltech Semiconductor.

CONTACT US

GS Headquarter	
	4F.,No.43-1,Lane11,Sec.6,Minquan E.Rd Neihu District Taipei City 114, Taiwan (R.O.C)
	886-2-2657-9980
	886-2-2657-3630
	sales_twn@gs-power.com

RD Division	
	824 Bolton Drive Milpitas. CA. 95035
	1-408-457-0587