

GSDSRB521S-30

Schottky Barrier Diode

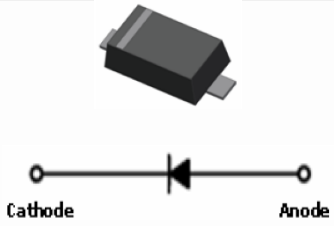
Product Description

Schottky Barrier Diode 200mW / 30V

Features

- Low Forward Voltage Drop
- Extremely Small SOD-523 Package
- Flat Lead SOD-523 Small Outline Plastic Package
- Surface Device Type Mounting
- RoHS Compliant
- Green EMC
- Matte Tin(Sn) Lead Finish
- Band Indicate Cathode

Marking Information

| Part Number | Package | Part Marking | Equivalent Circuit diagram |
|----------------|---------|--------------|---|
| GSDSRB521S-30F | SOD-523 | C |  |

Ordering Information



| Part Number | Package | Quantity |
|----------------|---------|----------|
| GSDSRB521S-30F | SOD-523 | 3000 PCS |

GSDSRB521S-30

Absolute Maximum Ratings ($T_A=25^\circ\text{C}$ Unless otherwise noted)

| Symbol | Parameter | Value | Unit |
|-------------|--|-------------|------------------|
| P_D | Power Dissipation | 200 | mW |
| V_R | Maximum DC Blocking Voltage | 30 | V |
| T_J | Operating Junction Temperature | +125 | $^\circ\text{C}$ |
| T_{STG} | Storage Temperature Range | -55 to +125 | $^\circ\text{C}$ |
| $I_{F(AV)}$ | Average Forward Rectified Current | 200 | mA |
| I_{FSM} | Peak Forward Surge Current (At 8.3ms Single half sine-wave) | 1 | A |

These ratings are limiting values above which the serviceability of the diode may be impaired.

Electrical Characteristics ($T_A=25^\circ\text{C}$ Unless otherwise noted)

| Symbol | Parameter | Test Condition | Min | Max | Unit |
|--------|-------------------|------------------------|-----|-----|---------------|
| B_V | Breakdown Voltage | $I_R = 500\mu\text{A}$ | 30 | - | V |
| I_R | Reverse Current | $V_R = 10\text{V}$ | - | 30 | μA |
| V_F | Forward Voltage | $I_F = 200\text{mA}$ | - | 0.5 | V |

Typical Characteristics

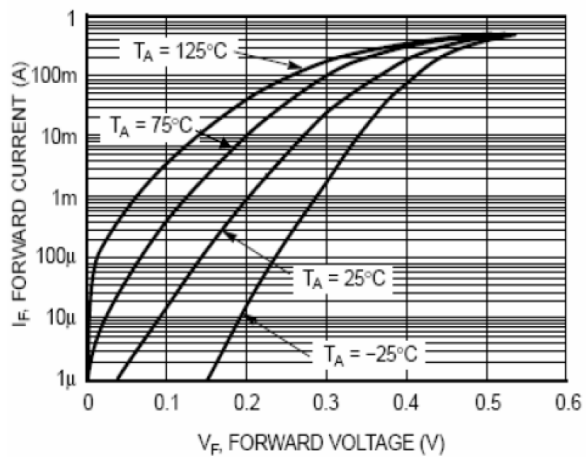


Figure 1. Forward Characteristics

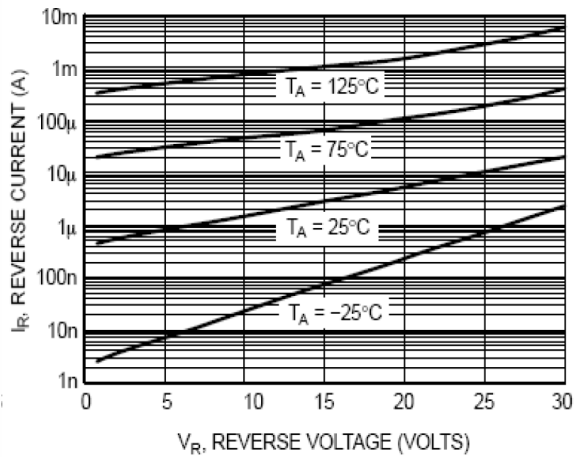


Figure 2. Reverse Characteristics

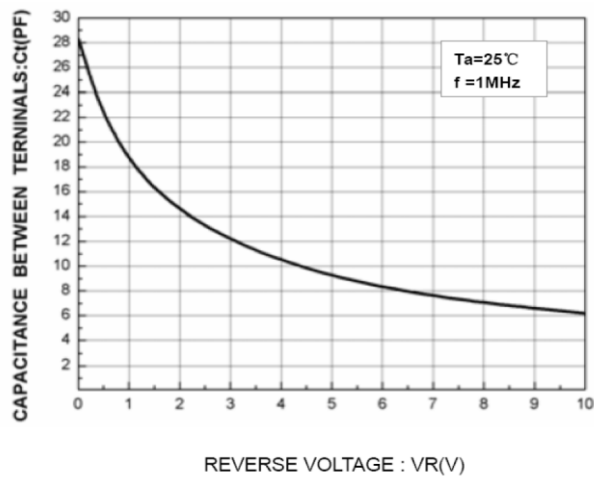
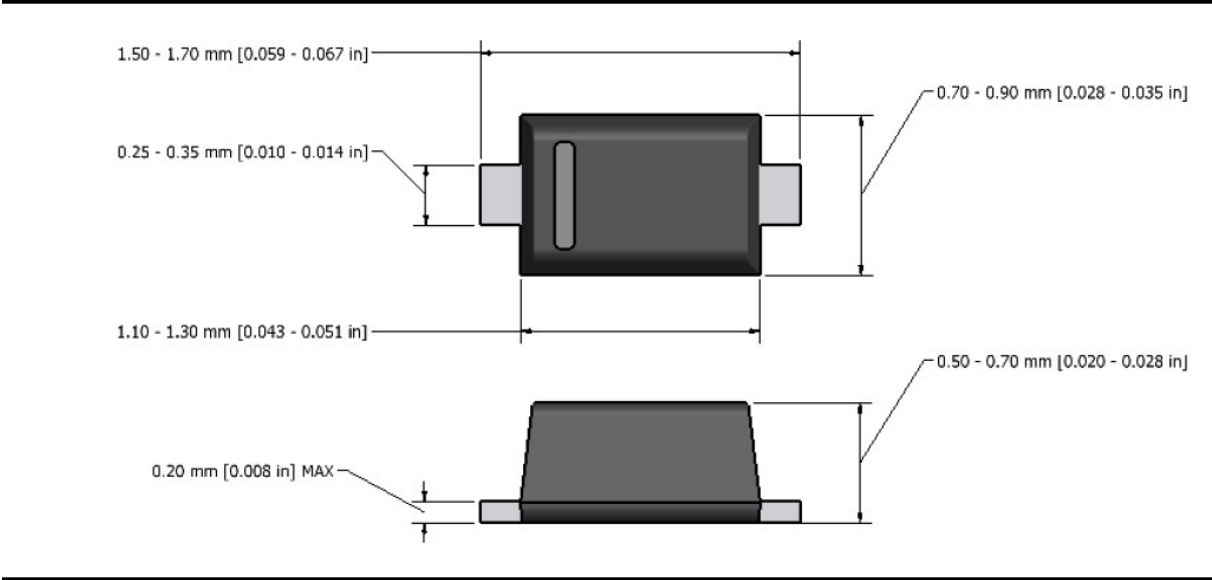


Figure3.Total Capacitance

Package Dimension

SOD-523







Note: Dimensions are exclusive of Burrs, Mold Flash & Tie Bar extrusions.

NOTICE

Information furnished is believed to be accurate and reliable. However Globaltech Semiconductor assumes no responsibility for the consequences of use of such information nor for any infringement of patents or other rights of third parties, which may result from its use. No license is granted by implication or otherwise under any patent or patent rights of Globaltech Semiconductor. Specifications mentioned in this publication are subject to change without notice. This publication supersedes and replaces all information without express written approval of Globaltech Semiconductor.

CONTACT US

GS Headquarter

| | |
|---|--|
|  | 4F.,No.43-1,Lane11,Sec.6,Minquan E.Rd Neihu District Taipei City 114, Taiwan (R.O.C) |
|  | 886-2-2657-9980 |
|  | 886-2-2657-3630 |
|  | sales_twn@gs-power.com |

RD Division

| | |
|---|--------------------------------------|
|  | 824 Bolton Drive Milpitas. CA. 95035 |
|  | 1-408-457-0587 |