

GSDSK3**BF Series

Schottky Diode

Product Description

Reverse Voltage 40V to 200V.
Forward Current 3.0A



Features

- Low Forward Voltage

Mechanical Data

- SMB (DO-214AA) Package
- The Color Band denotes Cathode End
- RoHS Compliant and Halogen Free

Package and Pin Assignment

SMB (DO-214AA)		Equivalent Circuit	
			
Pin	Description	Pin	Description
1	Anode	2	Cathode

Ordering and Marking Information

Ordering Information			
Part Number	Marking Code	Package	Quantity/Reel
GSDSK34BF	SK34/SS34	SMB (DO-214AA)	3,000 PCS
GSDSK36BF	SK36/SS36		
GSDSK310BF	SK310/SS310		
GSDSK315BF	SK315/SS315		
GSDSK320BF	SK320/SS320		
GSDSK3 1 1 B F			
- Product Code: GSDSK3		- Voltage Code: 1 1 is 4, 6, 10, 15 and 20. For examples 4 stands for 40V and 20 stands for 200V	
- Green Level: F for RoHS Compliant and Halogen Free		- Package Code: B for SMB Package	

Marking Information



- Product Code:

2 2 2 is SK3 or SS3

- Voltage Code:

3 3 is 4, 6, 10, 15 and 20.

For examples 4 stands for 40V
and 20 stands for 200V

- The color band denotes cathode end

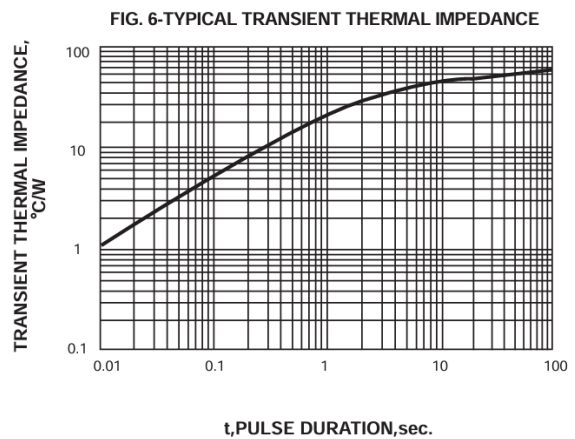
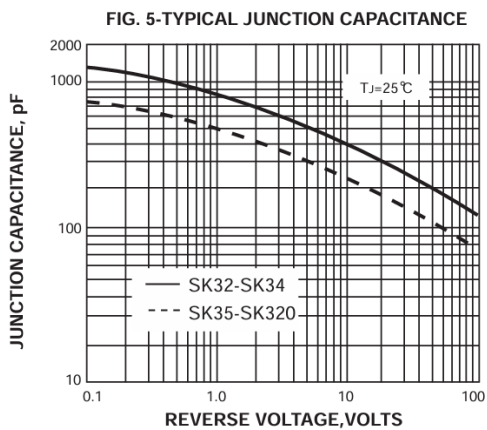
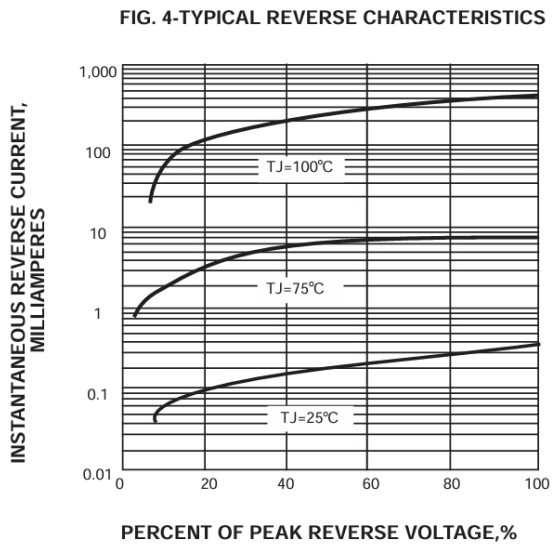
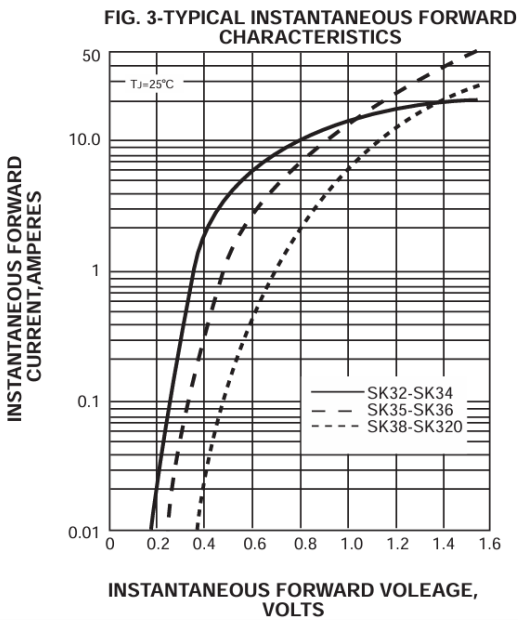
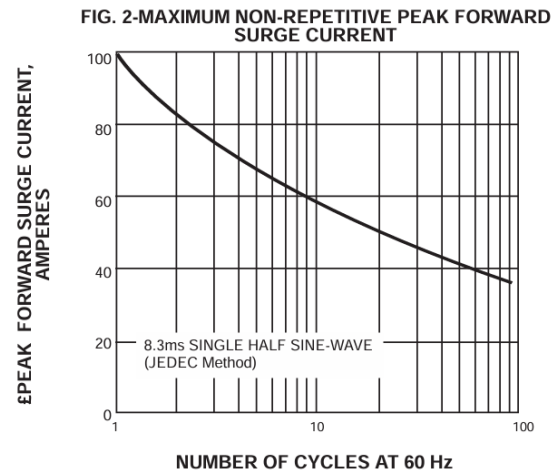
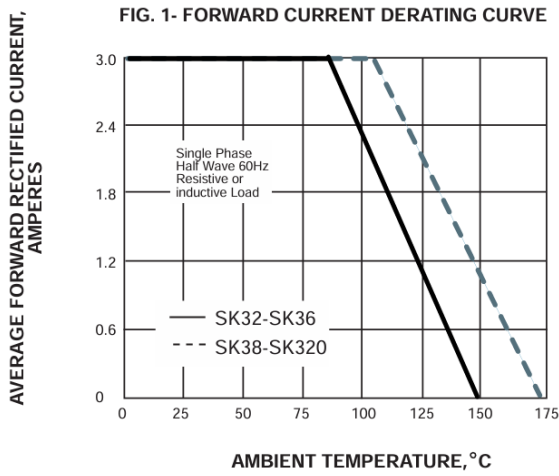
Electrical Characteristics (T_A=25°C unless otherwise specified)

Symbol	Description	34BF	36BF	310BF	315BF	320BF	Unit
V _{RRM}	Maximum Repetitive Peak Reverse Voltage	40	60	100	150	200	V
V _{RMS}	Maximum RMS Voltage	28	42	70	105	140	V
V _{DC}	Maximum DC Blocking Voltage	40	60	100	150	200	V
I _(AV)	Maximum Average Forward Rectified Current	3.0					A
I _{FSM}	Peak Forward Surge Current, 8.3ms Single Half-Sine-Wave Superimposed on rated Load (JEDEC Method)	80					A
V _F	Maximum Forward Voltage at 3.0A	0.55	0.70	0.85	0.95	V	
I _R	Maximum Reverse Current at Rated DC Blocking Voltage T _A =25°C	0.5					mA
	T _A =100°C	20	10				
C _J	Typical Junction Capacitance ⁽¹⁾	500	300				pF
R _{θJA}	Typical Thermal Resistance ¹	55					°C/W
T _J	Junction Temperature Range	-55 to 150					°C
T _{STG}	Storage Temperature Range	-55 to 150					°C

NOTE:

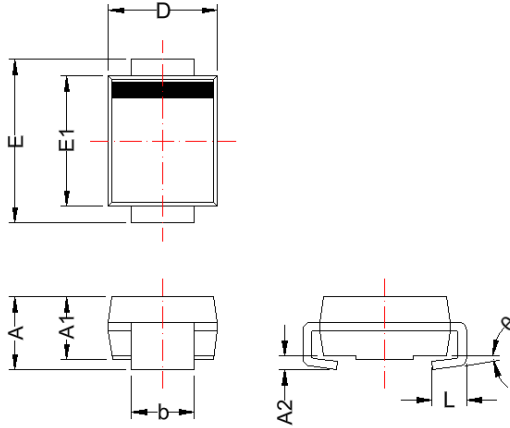
1. Measured at 1MHz and applied reverse voltage of 5.0 V_{DC}.
2. Mounted with 0.4 x 0.4" (10.0 x 10.0mm) Copper Pad Areas

Typical Characteristics (T_A=25°C unless otherwise specified)

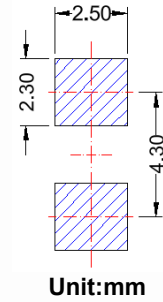


SMB (DO-214AA)

Package Dimension



Recommended Land Pattern



Dimensions				
SYMBOL	Millimeters		Inches	
	MIN	MAX	MIN	MAX
A	1.95	2.65	0.077	0.104
A1	1.90	---	0.075	---
A2	0.00	0.30	0.000	0.012
b	1.90	2.20	0.075	0.087
D	3.20	4.00	0.126	0.157
E	5.00	6.00	0.197	0.236
E1	4.00	4.90	0.157	0.193
L	0.75	1.60	0.030	0.063
θ	0°	8°	0°	8°





NOTE:



Dimensions are exclusive of Burrs, Mold Flash & Tie Bar extrusions.

NOTICE

- Globaltech Semiconductor assumes no responsibility for equipment failures that result from using products at values that exceed, even momentarily, rated values (such as maximum ratings, operating condition ranges, or other parameters) listed in products specifications of any and all Globaltech Semiconductor products described or contained herein. Globaltech Semiconductor products are not designed for use in life support appliances, devices or systems where malfunction of these products can be reasonably expected to result in personal injury. Reproduction in whole or in part is prohibited without the prior written consent of the copyright owner.
- Applications shown on the herein document are examples of standard use and operation. Customers are responsible in comprehending the suitable use in particular applications. Globaltech Semiconductor makes no representation or warranty that such applications will be suitable for the specified use without further testing or modification.
- Information furnished is believed to be accurate and reliable. However Globaltech Semiconductor assumes no responsibility for the consequences of use of such information nor for any infringement of patents or other rights of third parties, which may result from its use. No license is granted by implication or otherwise under any patent or patent rights of Globaltech Semiconductor. Specifications mentioned in this publication are subject to change without notice. This publication supersedes and replaces all information without express written approval of Globaltech Semiconductor.

CONTACT US

GS Headquarter	
	4F, NO.43-1, Lane 11, Sec. 6, Minquan E. Rd Neihu District, Taipei City 114761, Taiwan (R.O.C).
	886-2-2657-9980
	886-2-2657-3630
	sales_twn@gs-power.com

RD Division	
	824 Bolton Drive Milpitas. CA. 95035
	1-408-457-0587