

GSDSBAT54WS

Schottky Barrier Diode

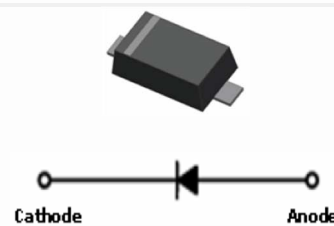
Product Description

Schottky Barrier Diode 200mW / 30V

Features

- Low Forward Voltage Drop
- Flat Lead SOD-323 Small Outline Plastic Package
- Surface Device Type Mounting
- RoHS Compliant
- Green EMC
- Matte Tin(Sn) Lead Finish
- Band Indicate Cathode

Marking Information

Part Number	Package	Part Marking	Equivalent Circuit diagram
GSDSBAT54WSF	SOD-323	B6	

Ordering Information



Part Number	Package	Quantity
GSDSBAT54WSF	SOD-323	3000 PCS

Absolute Maximum Ratings

($T_A=25^\circ\text{C}$ Unless otherwise noted)

Symbol	Parameter	Value	Unit
P_D	Power Dissipation	200	mW
V_{RRM}	Repetitive Peak Reverse Voltage	30	V
V_R	Maximum DC Blocking Voltage	30	V
T_J	Operating Junction Temperature	+125	$^\circ\text{C}$
T_{STG}	Storage Temperature Range	-65 to +125	$^\circ\text{C}$
$I_{F(AV)}$	Average Forward Rectified Current	200	mA
I_{FSM}	Forward current surge peak	4	A

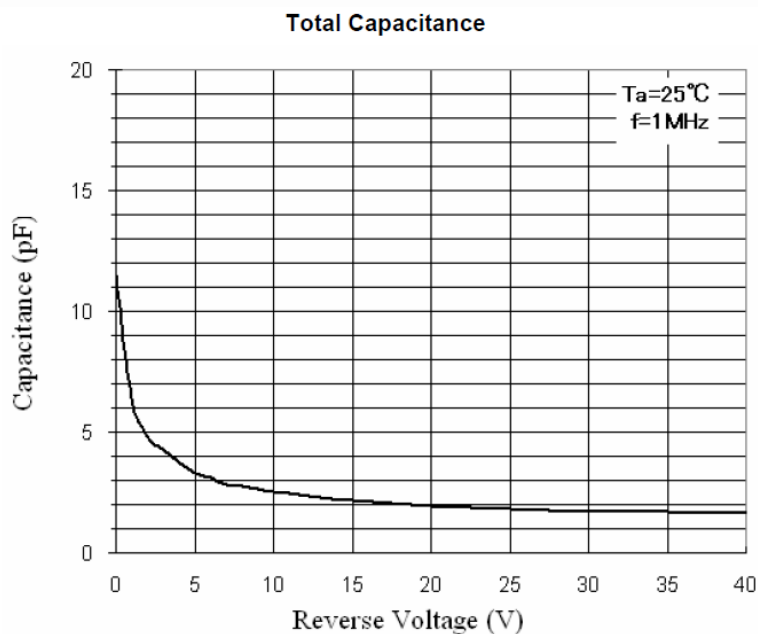
These ratings are limiting values above which the serviceability of the diode may be impaired.

Electrical Characteristics

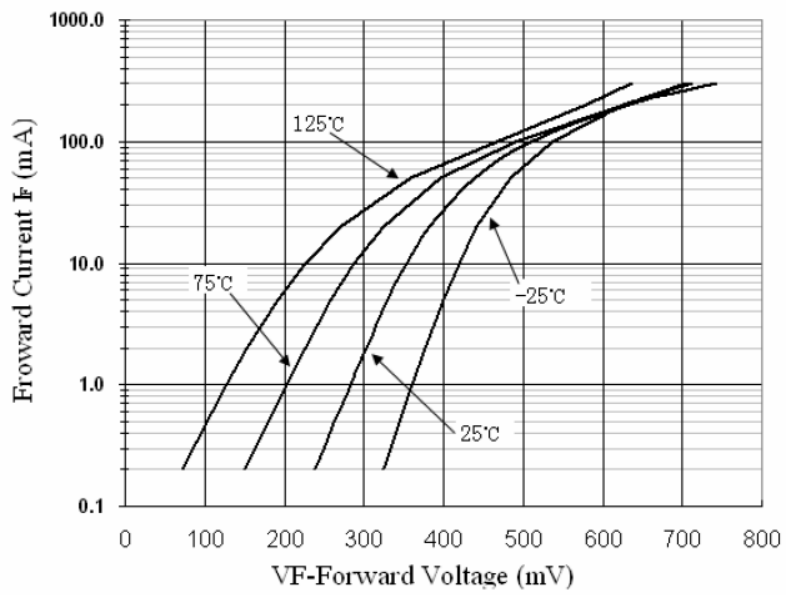
($T_A=25^\circ\text{C}$ Unless otherwise noted)

Symbol	Parameter	Test Condition	Min	Max	Unit
B_V	Breakdown Voltage	$I_R = 10\mu\text{A}$	30	-	V
I_R	Reverse Current	$V_R = 25\text{V}$	-	2	μA
V_F	Forward Voltage	$I_F = 0.1\text{mA}$	-	0.24	V
		$I_F = 1\text{mA}$	-	0.32	
		$I_F = 10\text{mA}$	-	0.40	
		$I_F = 30\text{mA}$	-	0.50	
		$I_F = 100\text{mA}$	-	0.80	
T_{RR}	Reverse Recovery Time	$I_F = I_R = 10\text{mA}$ $R_L = 100\Omega$ $I_{RR} = 1\text{mA}$	5		nS
C	Capacitance	$V_R = 1\text{V}, f = 1\text{MHz}$	10		pF

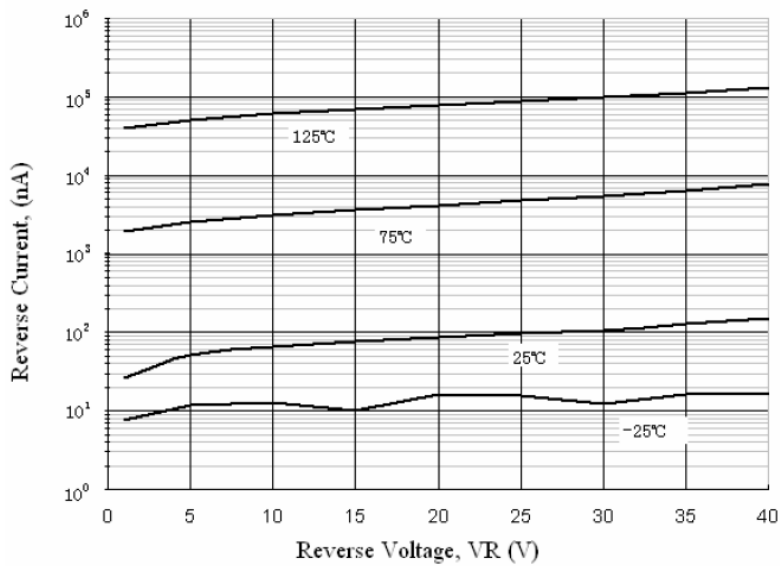
Typical Characteristics



Forward Voltage vs Ambient Temperature

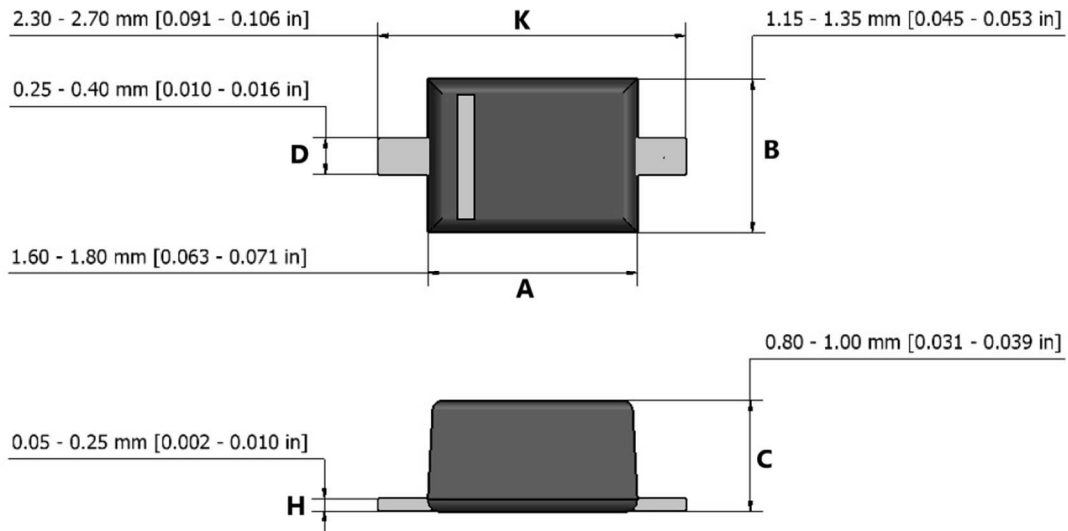


Reverse Current vs Reverse Voltage



Package Dimension

SOD-323



Dimensions

Symbol	Millimeters		Inches	
	Min	Max	Min	Max
A	1.6	1.8	0.063	0.071
B	1.15	1.35	0.045	0.053
C	0.8	1	0.031	0.039
D	0.25	0.4	0.01	0.016
H	0.05	0.25	0.002	0.01
K	2.3	2.7	0.091	0.106





Pin 1.CATHODE
Pin 2.ANODE

NOTICE

Information furnished is believed to be accurate and reliable. However Globaltech Semiconductor assumes no responsibility for the consequences of use of such information nor for any infringement of patents or other rights of third parties, which may result from its use. No license is granted by implication or otherwise under any patent or patent rights of Globaltech Semiconductor. Specifications mentioned in this publication are subject to change without notice. This publication supersedes and replaces all information without express written approval of Globaltech Semiconductor.

CONTACT US

GS Headquarter

	4F.,No.43-1,Lane11,Sec.6,Minquan E.Rd Neihu District Taipei City 114, Taiwan (R.O.C)
	886-2-2657-9980
	886-2-2657-3630
	sales_twn@gs-power.com

RD Division

	824 Bolton Drive Milpitas. CA. 95035
	1-408-457-0587