

GSD1N4148 / 1N4448WT

Fast Switching Diodes

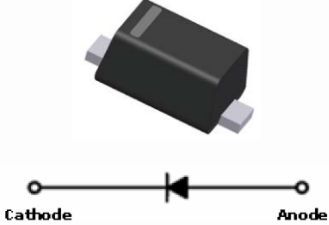
Product Description

Fast Switching Diode 200mW / 100V.

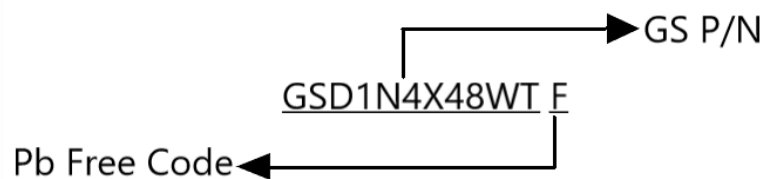
Features

- Fast Switching Device ($T_{RR} < 4.0nS$)
- General Purpose Diodes
- Extremely Small SOD-523 Package
- Flat Lead SOD-523 Small Outline Plastic Package
- Surface Device Type Mounting
- RoHS Compliant
- Green EMC
- Matte Tin(Sn) Lead Finish
- Band Indicates Cathode

Marking Information

Part Number	Package	Part Marking	Equivalent Circuit Diagram
GSD1N4148WTF	SOD-523	T4	
GSD1N4448WTF	SOD-523	T5	

Ordering Information



Part Number	Package	Quantity
GSD1N4148WTF	SOD-523	3,000 PCS
GSD1N4448WTF	SOD-523	3,000 PCS

Absolute Maximum Ratings

(T_A=25°C Unless Otherwise specified)

Symbol	Parameter	Value	Units
V _{RRM}	Repetitive Peak Reverse Voltage	75	V
V _{RSM}	Non-Repetitive Peak Reverse Voltage	100	V
I _O	Continuous Forward Current	150	mA
I _{FRM}	Repetitive Peak Forward Current	300	mA
I _{FSM}	Non-repetitive Peak Forward Surge Current (Pulse Width=1us)	2	A
P _D	Power Dissipation	200	mW
T _J	Junction Temperature	+150	°C
T _{STG}	Storage Temperature Range	-55 to + 150	°C

These ratings are limiting Values above which the serviceability of the diode may be impaired.

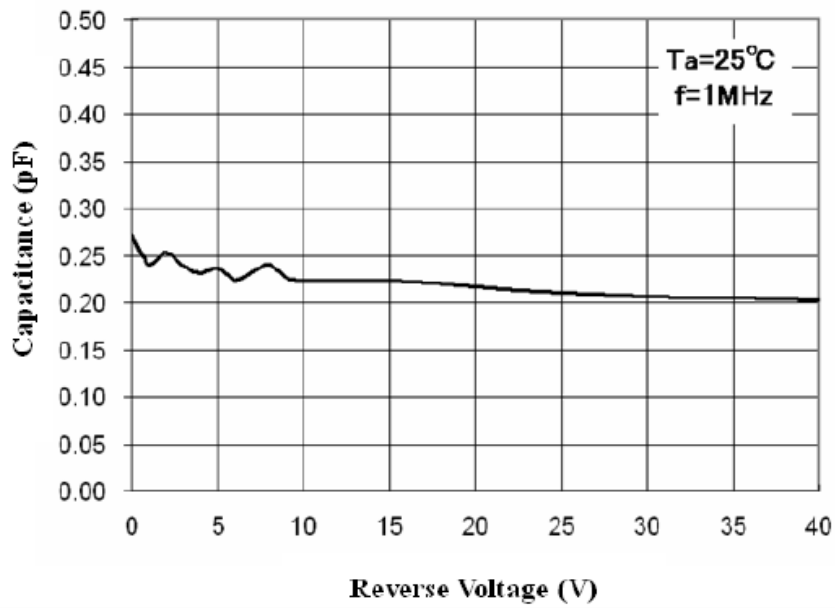
Electrical Characteristics

(T_A=25°C Unless Otherwise specified)

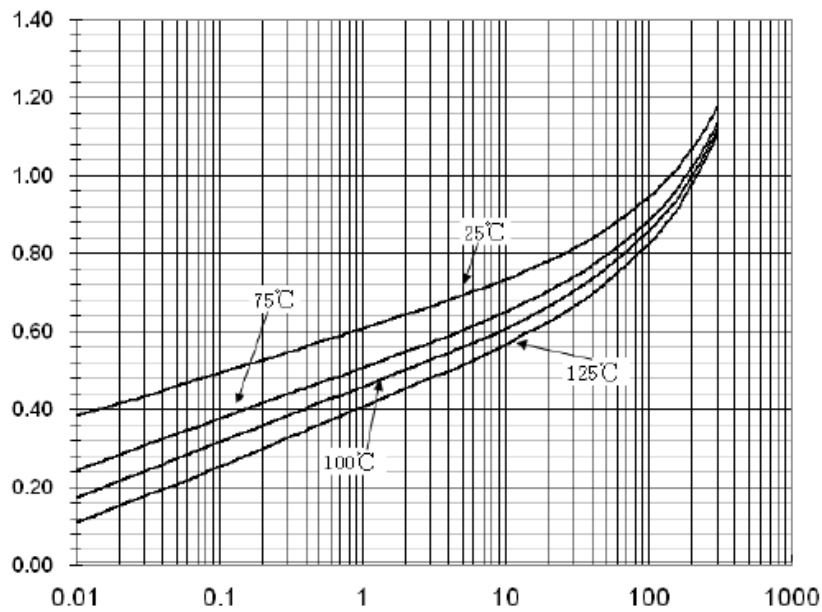
Symbol	Parameter	Test Condition	Min	Max	Units
V _F	Forward Voltage GSD1N4448WT GSD1N4148WT GSD1N4448WT	I _F =5mA I _F =10mA I _F =100mA	0.62 - -	0.72 1.0 1.0	V
I _R	Reverse Leakage Current	V _R =20V V _R =75V	- -	25 5	nA uA
B _V	Breakdown Voltage	I _R =100μA I _R =5μA	100 75	- -	V
C	Capacitance	V _R =0V, f=1MHz	-	4	pF
T _{RR}	Reverse Recovery Time	I _F =10mA, I _R =60mA R _L =100Ω, I _{RR} =1mA	-	4	nS

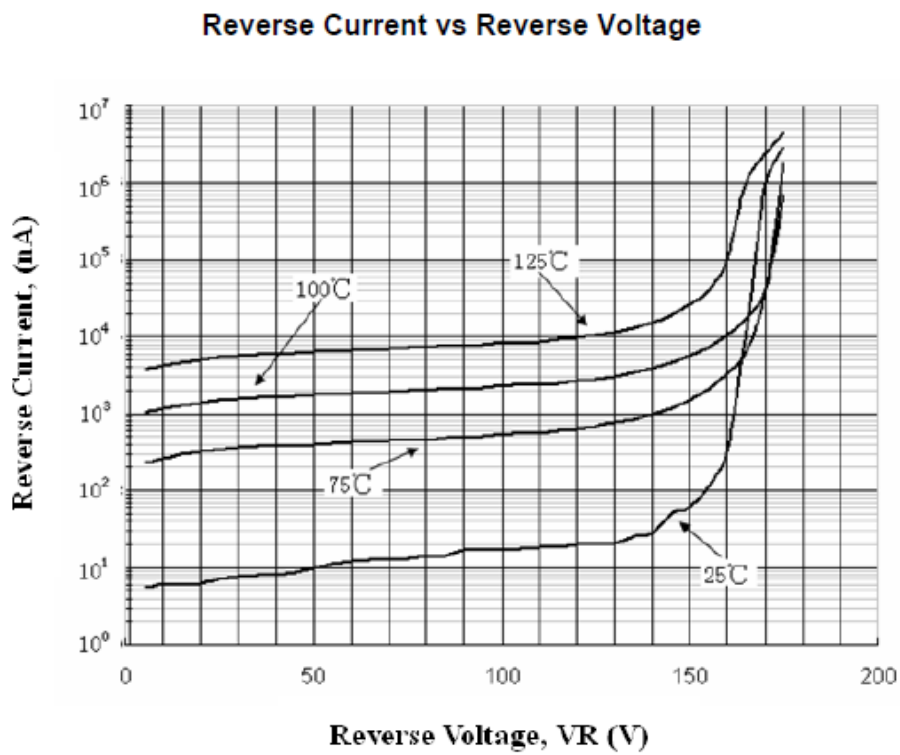
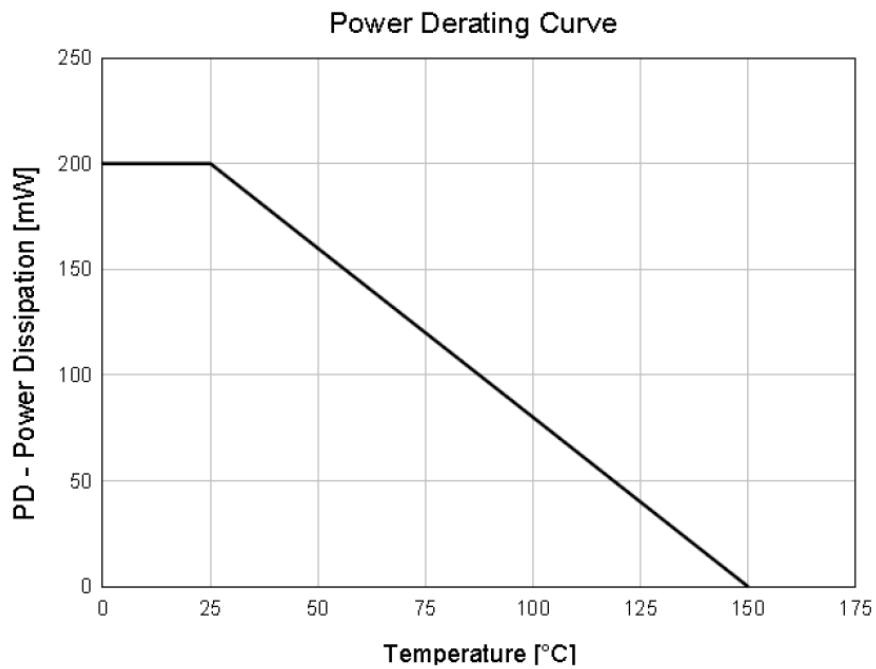
Typical Characteristics

Total Capacitance



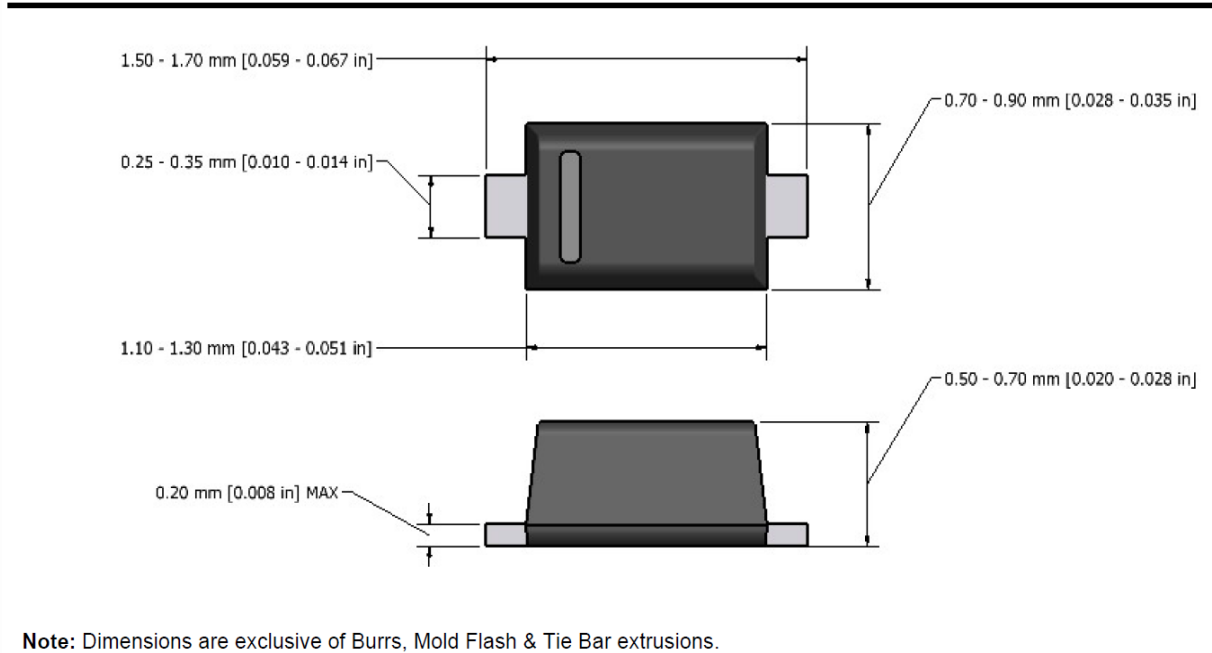
Forward Voltage vs Ambient Temperature





Package Dimension

SOD-523









Note: Dimensions are exclusive of Burrs, Mold Flash & Tie Bar extrusions.

NOTICE

Information furnished is believed to be accurate and reliable. However Globaltech Semiconductor assumes no responsibility for the consequences of use of such information nor for any infringement of patents or other rights of third parties, which may result from its use. No license is granted by implication or otherwise under any patent or patent rights of Globaltech Semiconductor. Specifications mentioned in this publication are subject to change without notice. This publication supersedes and replaces all information without express written approval of Globaltech Semiconductor.

CONTACT US

GS Headquarter	
	4F.,No.43-1,Lane11,Sec.6,Minquan E.Rd Neihu District Taipei City 114, Taiwan (R.O.C)
	886-2-2657-9980
	886-2-2657-3630
	sales_twn@gs-power.com

RD Division	
	824 Bolton Drive Milpitas. CA. 95035
	1-408-457-0587